




Cosmos Multidisciplinary Research E-Journal

Recognized International Indexed & Peer Reviewed Journal

ISSN 2456-1665

IMPACT FACTOR 4.94

VOLUME VI | ISSUE I | JANUARY 2021



Prof. Dr. Gajhans D.S.
Chief Editor

Dr. Tukaram Gajar
Executive Editor & Publisher



Cosmos Multidisciplinary Research E-Journal

Recognized International Indexed & Peer Reviewed Journal

ISSN 2456-1665

IMPACT FACTOR 4.94

VOLUME VI | ISSUE I | JANUARY 2021

Website: www.cmrj.in

Email: cosmosjalna@gmail.com

Prof. Dr. Gajhans D.S.

(Chief Editor)
Chairman, BoS in Geography,
Dr.B.A.M. University, Aurangabad.
Professor in Geography,
M.S.S. Ankushrao Tope College,
Jalna, MS, India.
Mb.08788119761

Dr. Tukaram Gajar

(Executive Editor & Publisher)
Asst. Professor in Geography,
Asst. Coordinator, IQAC,
M.S.S. Ankushrao Tope College,
Jalna, MS, India.
Mb. 07588089926

The opinions / views expressed in the research papers submitted by concerned authors are purely those of the respective authors only. Editorial board, Advisory Board, Review Committee or Publisher are not responsible for that. The respective authors are responsible for any infringement of copyright laws for the published content.



INDEX

Sr. No.	Title of article	Author / Researcher	Page No.
1	A Geographical Analysis of Gender Disparity Index of Literacy In Osmanabad District	Dr. Tatipamul R. V.	1-6
2	Population Characteristics of Aurangabad District	Dr. Pankaj Y. Shinde	7-12
3	The Process of Triangulation of Trait Anxiety, Type of Personality & Adjustment	Tanuja Kher Dr. Vijay Kulkarni	13-24
4	Effect of Soil Borne Fungi on Seed Germination of Brinjal and their Bio-control by using Trichoderma species	Mr. Anarse P.S.	25-28
5	Make in India: Opportunities and Challenges	Dr.S.L Padgalwar	29-35
6	Geographical Analysis of Road Densities in Aurangabad Division (Maharashtra State)	Dr. Mahesh B. Lavate	36-41
7	Role of Banking Sector in Women Empowerment	Dr. S.J.Bhavsar	42-47
8	विविध क्षेत्रातील उद्योजकता	प्रा. ससाणे अशोक नामदेव	48-52
9	'साये मे घूप' गझल में राजनीतिक विमर्श	डॉ. संतोष आडे	53-58
10	पर्यटन उद्योग में भूगोल का महत्व	Dr. Mahendra Pal Singh Dr. Ajeet Kumar Mishra	59-65
11	A study on Use of Effective ICT Tools in Secondary Schools to Impart Education Online During the COVID - 19 Outbreak in Aurangabad City & The Way Forward	Anita Pisote Dr. Rajendra Gaikwad Saurabh Kohli Dr. Nalini Chondekar	66-79
12	Effect of Age and Area of Residence on Ego-Strength of Urban and Rural Women's	Dr. Raypure S.E.	80-84
13	भारतीय स्त्री: गुलामगिरी व स्त्रीवाद	प्रा.डॉ. कार्तिक गावंडे माळी नितीन	85-89
14	Population Distribution in Jalna District: A Geographical Study	Jadhav V. L.	90-93
15	पर्यावरण संरक्षण व शाश्वत विकास	डॉ. शिरीष सांगोळे सुनिल कायंदे	94-96
16	The Concept of beauty in Wali Aurangabadi's Urdu Poetry	Dr. Ansari Masood Akhtar	97-99
17	AMEER KHUSRU: As a Moral Teacher	Ghazala Hafeez	100-103
18	Concept of Feminism in Short Stories of Qurratul-Ain Hyder	Syed Shabbir Syed Vazeer Prof. Dr. Maqbool Saleem	104-106



A GEOGRAPHICAL ANALYSIS OF GENDER DISPARITY INDEX OF LITERACY IN OSMANABAD DISTRICT

Dr. Tatipamul R. V.

Assistant Professor,

Department of Geography

S.M.Dnyandeo Mohekar Mahavidyalaya,

Kalamb, Dist- Osmanabad

raghavendra268@gmail.com Mob- 8149816280

Abstract

The present paper deals with the literacy pattern using the disparity index in Osmanabad district. In this study the periodic analysis of 1991, 2001 and 2011 has been discussed. The disparity index of literacy in Osmanabad shows variation in index values. It shows that disparity index reduced in last three decade.

Introduction

Literacy plays very crucial role in socio economic development. Literacy in Osmanabad district is very low in compared with other district in Marathwada and Maharashtra. Osmanabad is comes under drought prone area. Male female literacy is increasing after independence. But still there was gender gap in literacy in Osmanabad district. The gender disparity is measured by using gender disparity index. This disparity index shows level of disparity in tahsil wise. It helps to study and reduce the disparity in literacy.

Objective: -

The present study is based on to study male female disparity index of literacy in Osmanabad district.

Study Area: - Osmanabad district is located in Maharashtra state. It is located on east side of Marathwada region. The latitudinal extent of study area is $17^{\circ} 35'$ to $18^{\circ} 40'$ north and longitudinal extend between $75^{\circ} 16'$ to $76^{\circ} 40'$ east. It is situated about 600 m above mean sea level. Manjra and Terna are major are seasonal river mainly flow in rainy season. Temple of goddess Tuljabhavani at Tuljapur is famous in India. There are eight Tahsil in the district. The Osmanabad district comes under drought prone area. Average annual rainfall in within the district is 730mm.

Methodology and Data Collection: -

The present study is covering entire Osmanabad district. as the study area. Therefore, the analysis is based on secondary data sources. It includes census of India, socio economic abstracts. The data is divided in various categories and processed using disparity index. The comparative approach and disparity index used in is present study. To study disparity in literacy most of the geographer used the disparity index. For the measurement of male and female disparity in literacy, Spheres' disparity index (1974) modified by Kundu and Rao (1983) has been employed.



$$DS = \log(X2/X1) + \log [(100-X1)/(100-X2)]$$

Kundu and Raos modified disparity index formula as follow

$$DS = \log(X2/X1) + \log [(200-X1)/(200-X2)]$$

X2 is considered for male and X1 for female literacy rates.

Spatial Analysis of Disparity Index of Osmanabad District (1991-2011)

Gender disparity was observed in table 1.1, 1.2 & 1.3 in last three decade male female disparity slowly reducing due to efforts from governments. The level of disparity compared with 1991, 2001 and 2011. Output of the disparity index is shown by fig 1.1, 1.2 and 1.3.

Male female disparity index of Osmanabad District (1991-2011)

Indian society has very long history of gender gap in literacy. Male female disparity is very high at national level, state level as well as district also. The Osmanabad district is one of the good examples showing high amount of disparity index between male and female with regarding literacy. The disparity index ranges between 0.35 to 0.30 in 1991, 0.24 to 0.20 in 2001 and 0.15 to 0.12 in 2011 of the study area. This disparity index of male female has been grouped in to three categories. These are High disparity index, Moderate disparity index and Low disparity index.

1. High disparity index in male female literacy

As per census 1991 and table 1.1 high disparity index was observed in Paranda, Omerga and Tuljapur tahsil with 0.35, 0.34 and 0.33 respectively. In the year 2001 census data and table 1.2 shows disparity index changed drastically due to formation of two new tahsils and percentage of literacy increased. The high disparity index was observed in Omerga and Washi tahsil with 0.24 and 0.24 respectively in 2001. During the year 2011 census data and table 1.3 shows that, high disparity index has been observed in Bhoom and Washi tahsil with 0.15 and 0.15 respectively. It is good sign that the disparity index is improving. The range of high disparity index was changed from 0.35 to 0.15 in last three decade.

2. Moderate disparity index in male female literacy

The moderate disparity index ranges from 0.32 to 0.14 in last three decade. As per census 1991 and table 1.1 moderate disparity indexes is observed in Bhoom and Kalamb tahsil with 0.32 and 0.32 respectively. In the census 2001 and table 1.2 shows Moderate disparity index in Bhoom, Lohara, Kalamb, Paranda and Tuljapur with 0.23, 0.23, 0.22, 0.22 and 0.22 respectively. During the year 2011 and table 1.3 shows moderate disparity index in Kalamb, Pranda, Tuljapur, Lohara and Omerga with 0.14 in all above named tahsils. The range of moderate disparity index drastically reduced in last three decade.



3. Low disparity index in male female literacy

The low disparity index ranges between 0.32 to 0.12 during 1991 to 2011. As per 1991 census and table 1.1 show low disparity index in Osmanabad tahsil with 0.30. in 2001 census and table 1.2 shows low disparity index again in Osmanabad tahsil with 0.20. during the year 2011 census and table 1.3 shows low disparity index once again in Osmanabad tahsil with 0.12.

Table 1.1 Male and Female Disparity Index of Osmanabad District (1991)

Sr. No	Name of tahsil	Total	Male	Female	Disparity Index
1	Paranda	47.22	61.27	32.33	0.35
2	Bhoom	54.57	68.53	39.57	0.32
3	Kalamb	58	72.58	42.46	0.32
4	Osmanabad	59.2	72.77	44.42	0.30
5	Tuljapur	50.03	63.72	35.33	0.33
6	Omerga	52.93	67.68	37.32	0.34
	District total	54.27	68.39	39.16	0.32

(Source: - Census of India, Osmanabad, district Census handbook, Series 14.

Table 1.2 Male and Female Disparity Index of Osmanabad District (2001)

Sr. No	Name of tahsil	Total	Male	Female	Disparity Index
1	Paranda	64.27	75.25	52.62	0.22
2	Bhoom	66.46	78.01	54.16	0.23
3	Kalamb	70.81	82.36	58.54	0.22
4	Osmanabad	72.45	82.98	61.06	0.20
5	Tuljapur	67.82	79.16	55.68	0.22
6	Omerga	68.19	80.44	55.36	0.24
7	Washi	68.1	80.26	55.26	0.24
8	Lohara	68.2	79.99	55.8	0.23
	District total	69.02	80.42	56.89	0.22

(Source: - Census of India, Osmanabad, district Census handbook, Series 15.

Table 1.3 Male and Female Disparity Index of Osmanabad District (2011)

Sr. No	Name of tahsil	Total	Male	Female	Disparity Index
1	Paranda	75.33	82.71	67.24	0.14
2	Bhoom	76.11	84.26	67.24	0.15
3	Kalamb	80.56	88.08	72.43	0.14
4	Osmanabad	80.89	87.47	73.83	0.12
5	Tuljapur	77.46	84.86	69.51	0.14
6	Omerga	77.75	85.55	69.58	0.14
7	Washi	78.14	86.27	69.42	0.15
8	Lohara	76.68	84.27	68.62	0.14
	District total	78.44	85.84	70.51	0.14

(Source:- Census of India, Osmanabad, district Census handbook, Series 16

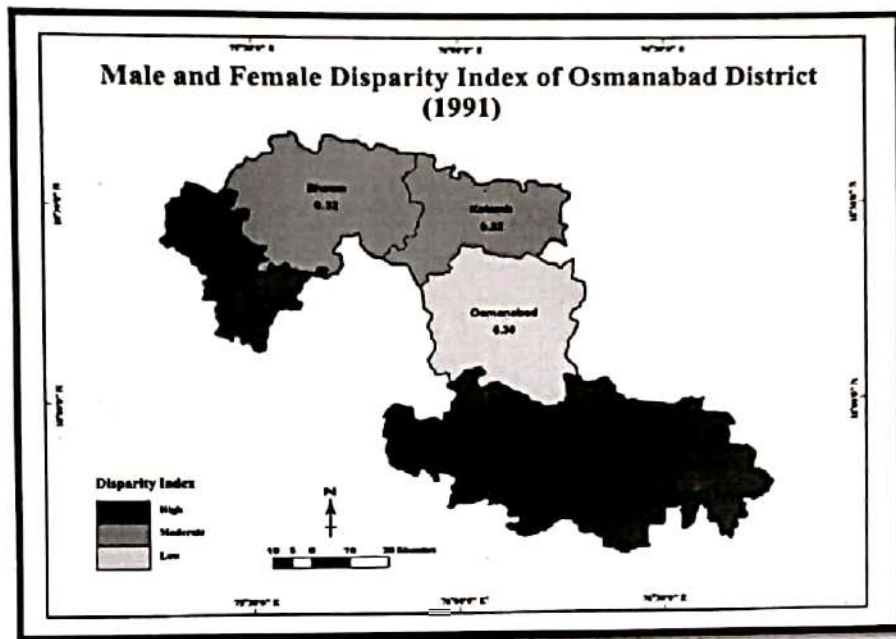


Fig 1.1

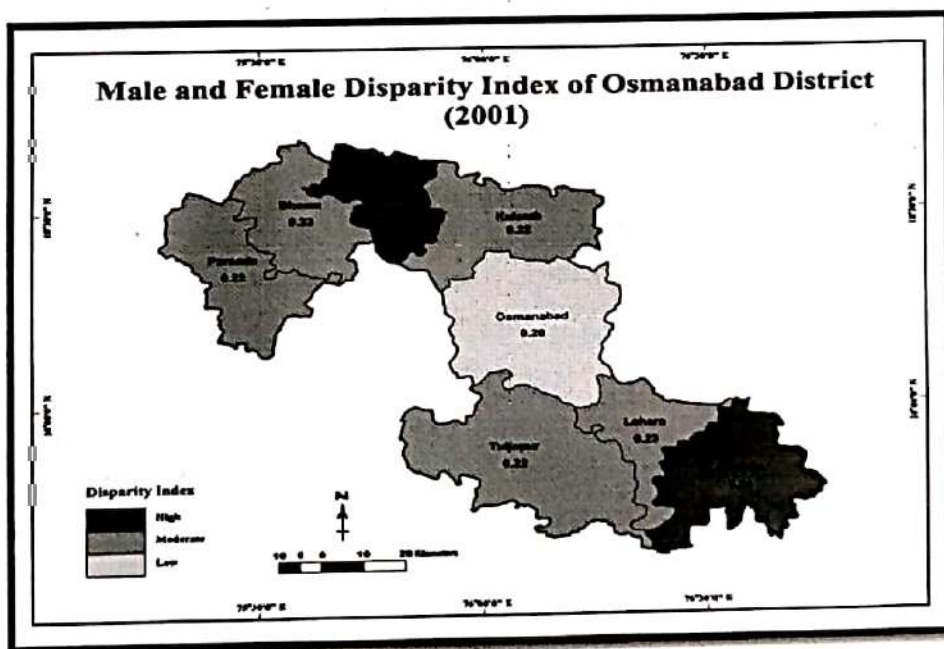


Fig 1.2

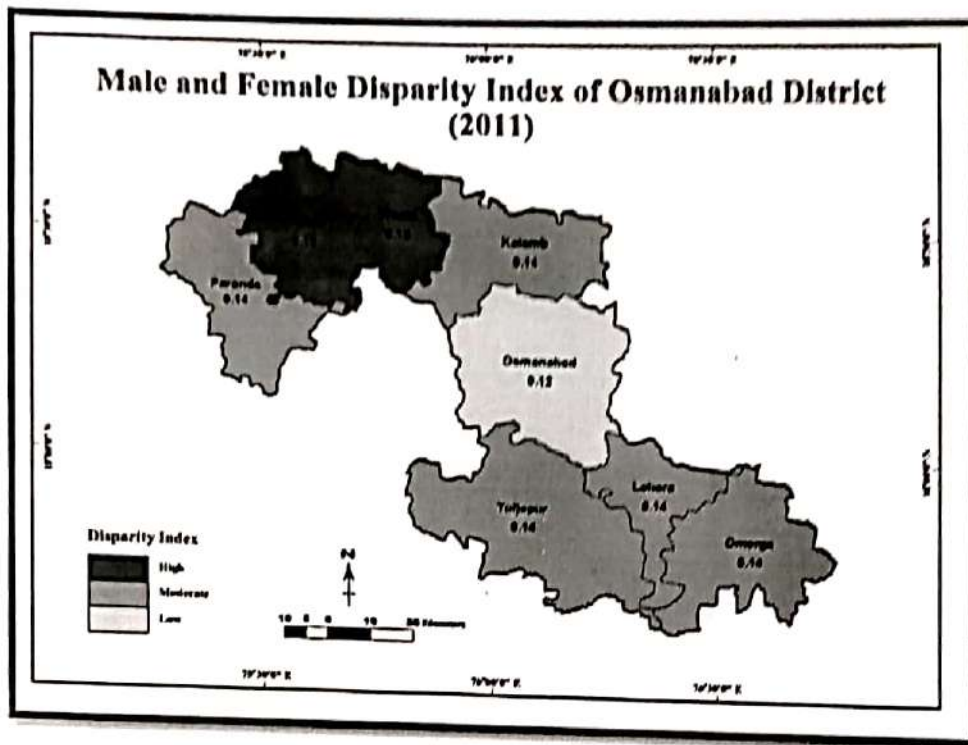


Fig 1.3

Table No 1.1, 1.2 and 1.3 and Fig. 1.1, 1.2 and 1.3 depict, that gender disparity in literacy rate has been reduced in period of 1991 to 2011. The study shows that high disparity index is observed in Bhoom and Washi tahsil in 2011. This is because the female members are socially and economically backward. They engage mostly in household work and take care of elder member and children's. Inadequate transport facilities, child marriage, restriction on girl's mobility are the major reasons of gender disparity in literacy of Osmanabad district.

Conclusion

The present study is focused on male female disparity index of Osmanabad tahsil. It shows that the disparity index values decreases in last three decade. It is because awareness about education and government s efforts towards the education. Overall the present study concluded the major observation including the tahsil wise analysis.

- 1) The highest male female disparity index was observed in Omerga, Tuljapur and Paranda tahsil and lowest in Osmananabd tahsil in 1991.



- 2) The scenario was slightly changed in 2001. The highest male female disparity index was recorded in Omerga and Washi tahsil and lowest again in Osmananabd tahsil in 2001.
- 3) In the 2011, the amount of disparity index values decreases drastically in all the tahsils. The highest male female disparity index was registered in Washi and Bhoom tahsil and lowest once again in Osmananabd tahsil in 2011.

References

1. Ahire R.C. and S.R.Choudhari, levels of disparity in literacy of Scheduled tribes of Nandurbar District: a spatial analysis, International Journal of Applied research, 2016.
2. Chandana R.C. geography of population, kalyani publication, New Delhi 1989.
3. Deka Pallabi (2014), A Study on Disparity of Literacy Pattern between Scheduled Castes and Scheduled Tribe Population of Goalpara District, Assam, International journal of Current Research.
4. Lori McDougall (2000), "gender gap in literacy in utter Pradesh" Economic And Political Weekly, Vol-35,pp-1649-1658.
5. Socio economic abstract of Osmanabad district 1991,2001,2011.